



Independent, locally owned and operated!

www.lamorindaweekly.com 925-377-0977

Published August 15th, 2012

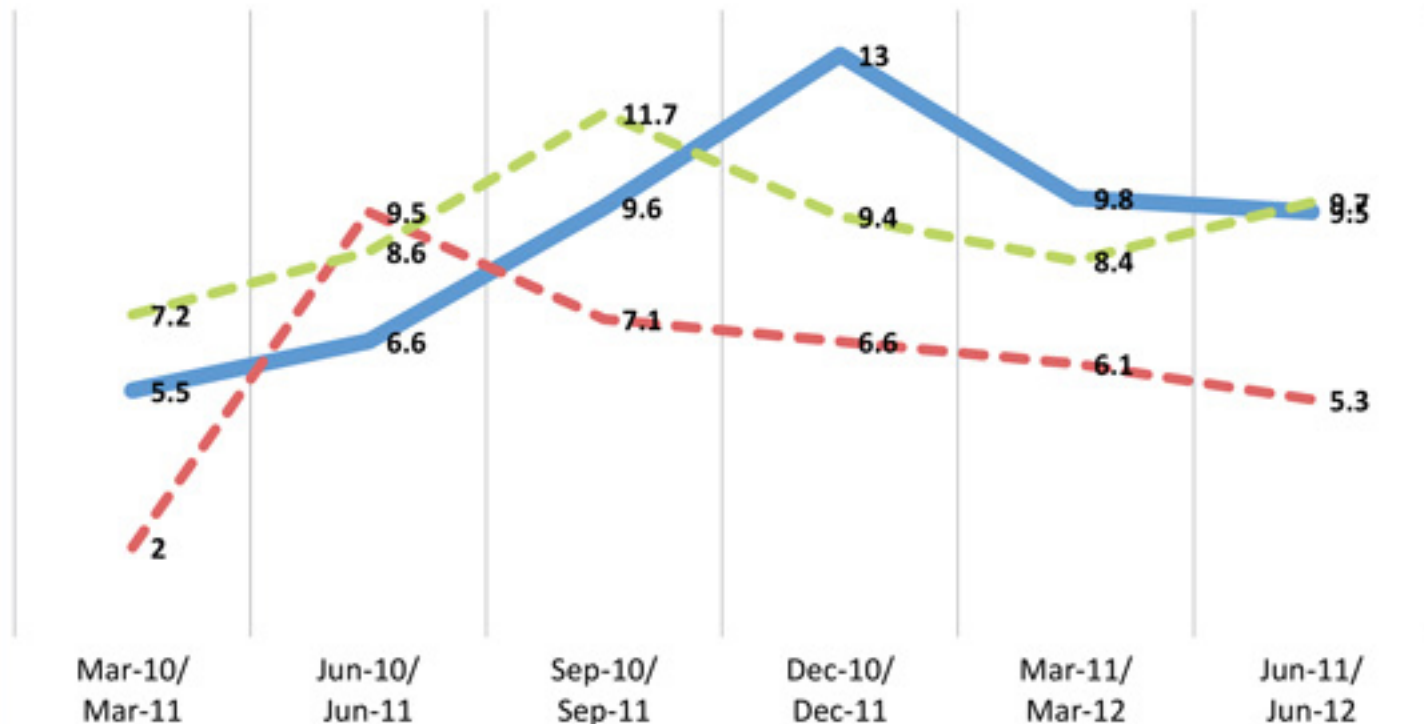
Sales Tax Increases in Lamorinda

FISCAL YEAR TO DATE

	Jul-11 thru Jun-12	\$ Chg	% Chg
Lafayette	\$2,556,597	\$241,684	10.4%
Moraga	\$983,298	\$57,565	6.2%
Orinda	\$906,403	\$26,450	3.0%
Contra Costa County	\$127,403,980	\$7,538,049	6.3%
Northern California	\$2,266,348,329	\$201,651,737	9.8%

% CHANGE BY MONTH ENDED QUARTER

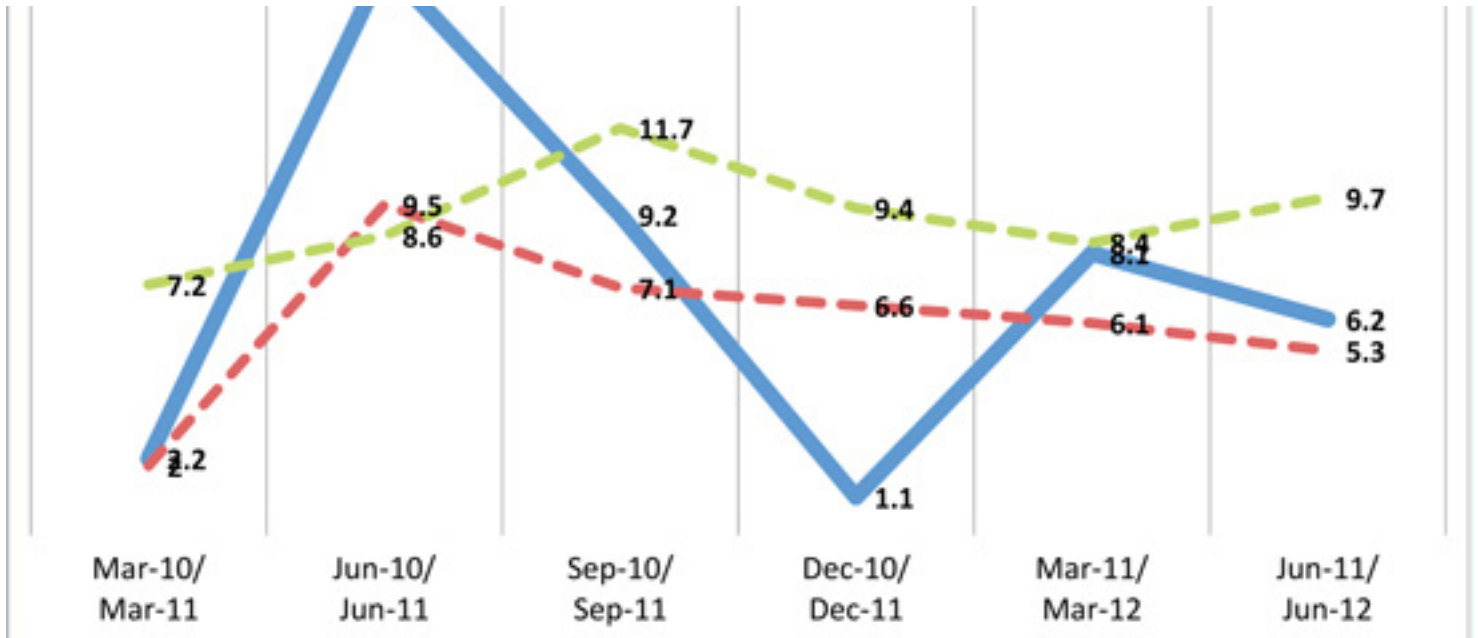
— Lafayette* — Contra Costa Co.* — Northern California



% CHANGE BY MONTH ENDED QUARTER

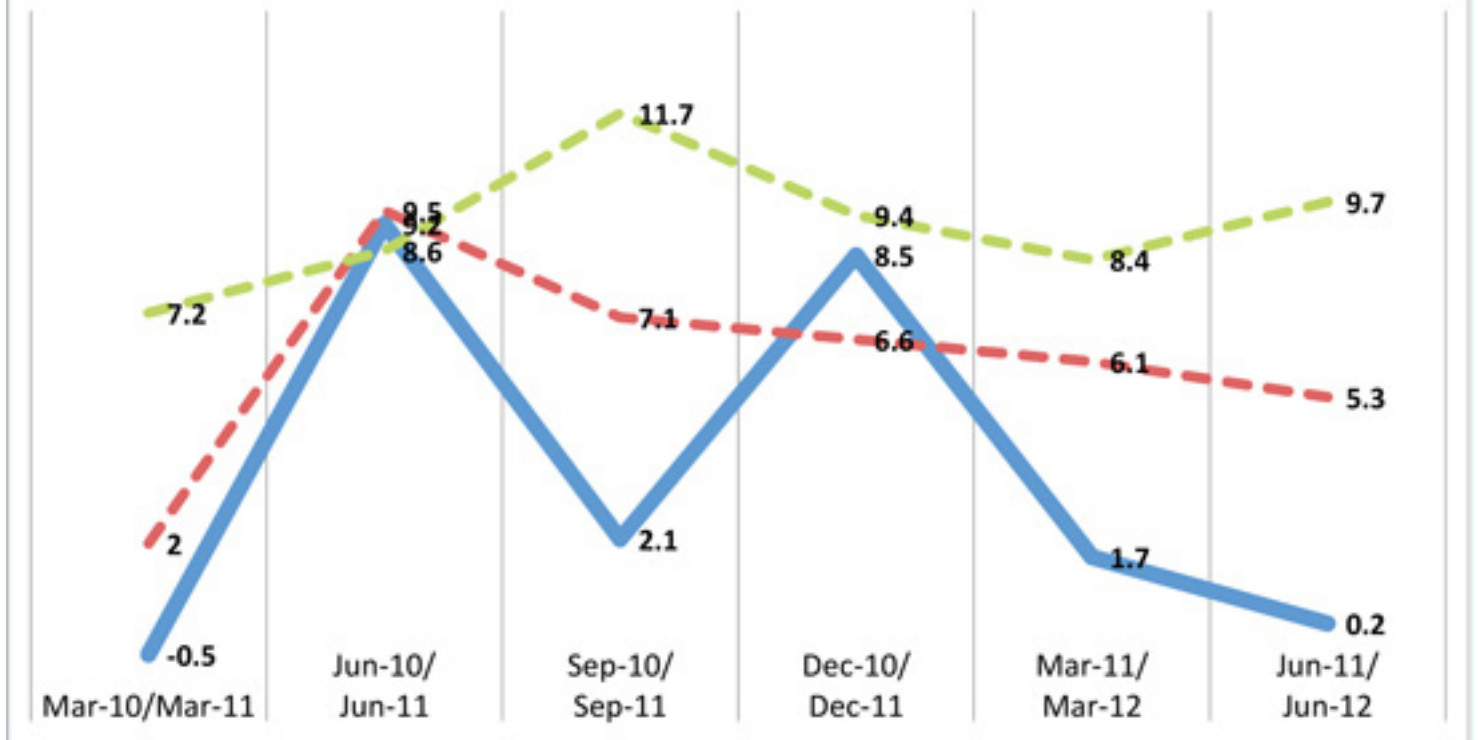
— Moraga — Contra Costa Co.* — Northern California





% CHANGE BY MONTH ENDED QUARTER

— Orinda — Contra Costa Co.* - - Northern California



Source: MuniFinancial

Even with a sizable portion of the downtown sidewalks ripped up, Lafayette recorded substantial increase in sales tax figures from prior reporting periods, according to Muni Services, LLC.

Tax amounts reported for the three Lamorinda municipalities are noted in the charts below; the blue lines indicate which town, red dashed lines represent Contra Costa County sales tax and the green dashed lines represent Northern California's sales tax. Comparing the last four quarters ending in June of 2011 with the following four quarters ending in June of 2012 - Lafayette showed a 10.4% increase, more than Orinda (3%) and Moraga (6.2%) combined. C. Tyson.

Reach the reporter at: info@lamorindaweekly.com

[back](#)

Copyright © Lamorinda Weekly, Moraga CA