



Independent, locally owned and operated!

www.lamorindaweekly.com 925-377-0977

Published February 27th, 2013

Sales Tax Revenue Increases for Lamorinda

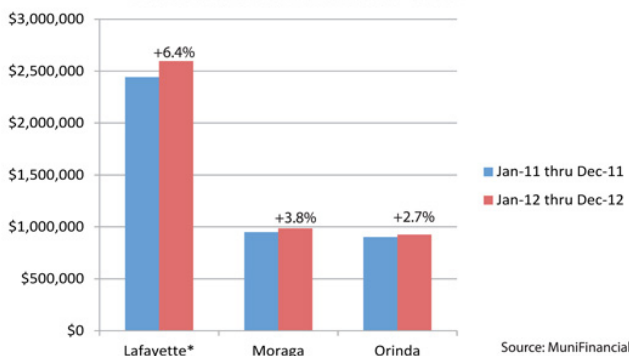
NET SALES TAX RECEIVED LAST FISCAL YEAR

	Jan-12 thru Dec-12	\$ Chg to 2011	% Chg to 2011
Lafayette	\$2,597,036	\$155,276	6.4%
Moraga	\$985,422	\$35,959	3.8%
Orinda	\$926,161	\$24,348	2.7%
Contra Costa County	\$134,105,700	\$10,229,215	8.3%
Northern California	\$2,348,354,359	\$175,909,272	8.1%

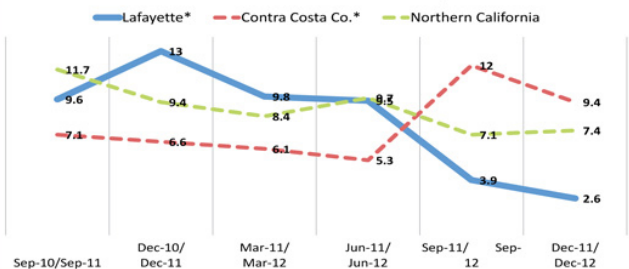
Sales tax revenue for all of Lamorinda has gone up. Comparing the most recent four quarters, also known as the 2012 calendar year to the 2011 calendar year, shows Lafayette's sales tax revenue increased by 6.4 percent, Moraga's increased by 3.8 percent and Orinda increased by 2.7 percent, according to Muni Services, LLC.

The positive economic news held true throughout the state. They say a rising tide lifts all boats, Client Relations Supervisor Irene Reynolds at Muni Services agrees, "California's economic recovery continues to improve with every region in California experiencing an increase in sales tax cash receipts from the same quarter a year ago. Northern California increased by 7.4% and southern California increased by 8.6% resulting in a statewide increase of 8.1%." The quarter she's referring to is the last quarter for 2012, so it looks like many shoppers had a more generous holiday season this past year than in 2011. C. Tyson.

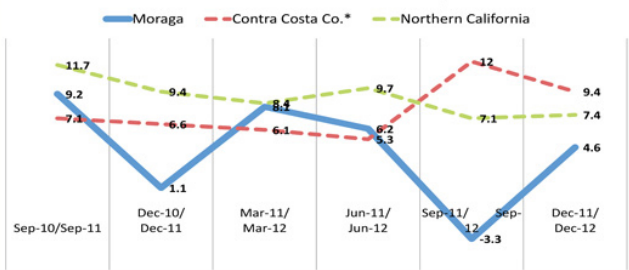
Sales Tax Collected 2011 - 2012



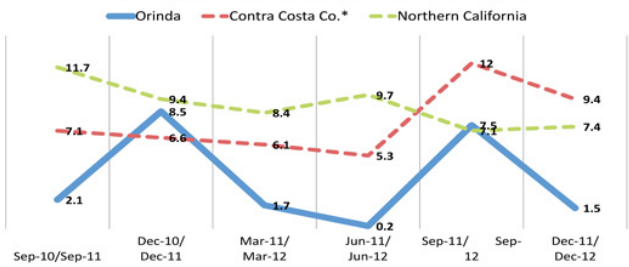
% CHANGE BY MONTH ENDED QUARTER



% CHANGE BY MONTH ENDED QUARTER



% CHANGE BY MONTH ENDED QUARTER



Reach the reporter at: info@lamorindaweekly.com

[back](#)

Copyright © Lamorinda Weekly, Moraga CA